

LKG

Book - 1

Name _____

Class _____ Roll No _____

School _____



CONTENTS

Let us sing

Let us write

Let us count

Trace and colour



Let us sing

I Hear Thunder



I hear thunder,
I hear thunder,

Oh don't you!
Oh don't you!

Pitter patter rain drops,
Pitter patter rain drops,

I'm wet through,
I'm wet through.



Little Miss Muffet



Little Miss Muffet
Sat on a tuffet,

Eating her curd and whey;
Along came a spider,

And sat beside her,
And frightened Little Miss Muffet away.




Rhymes



Let us sing

Little Girl, Little Girl



Little girl, little girl,
Where have you been?

Gathering roses
To give to the Queen.

Little girl, little girl,
What did she give you?

She gave me a diamond
As big as my shoe.

Lucy Locket

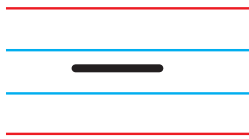


Lucy Locket
Lost her pocket.

Kitty Fisher found it
There was not a penny in it

Just a ribbon round it.





Sleeping line



Say and write



Date: _____

C.W

_____	_____	_____	_____	_____	_____
.....					
.....					

Teacher's Sign: _____



Date: _____

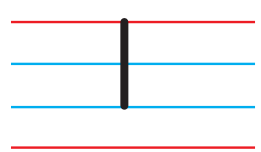
H.W

.....
.....					

Sleeping line - sleep and show - let all children sleep and say.
 Draw, use stick, scale or paper.

Teacher's Sign: _____





Standing line



Say and write



Date: _____

C.W

Teacher's Sign: _____





Date: _____

H.W

Teacher's Sign: _____

Standing line - stand yourself and let all children stand and say.
 Draw, show a scale or stick.





Right slanting line



Say and write



Date: _____

C.W

Teacher's Sign: _____



Date: _____

H.W

Slanting line - right slanting line. Face the board, show and say.

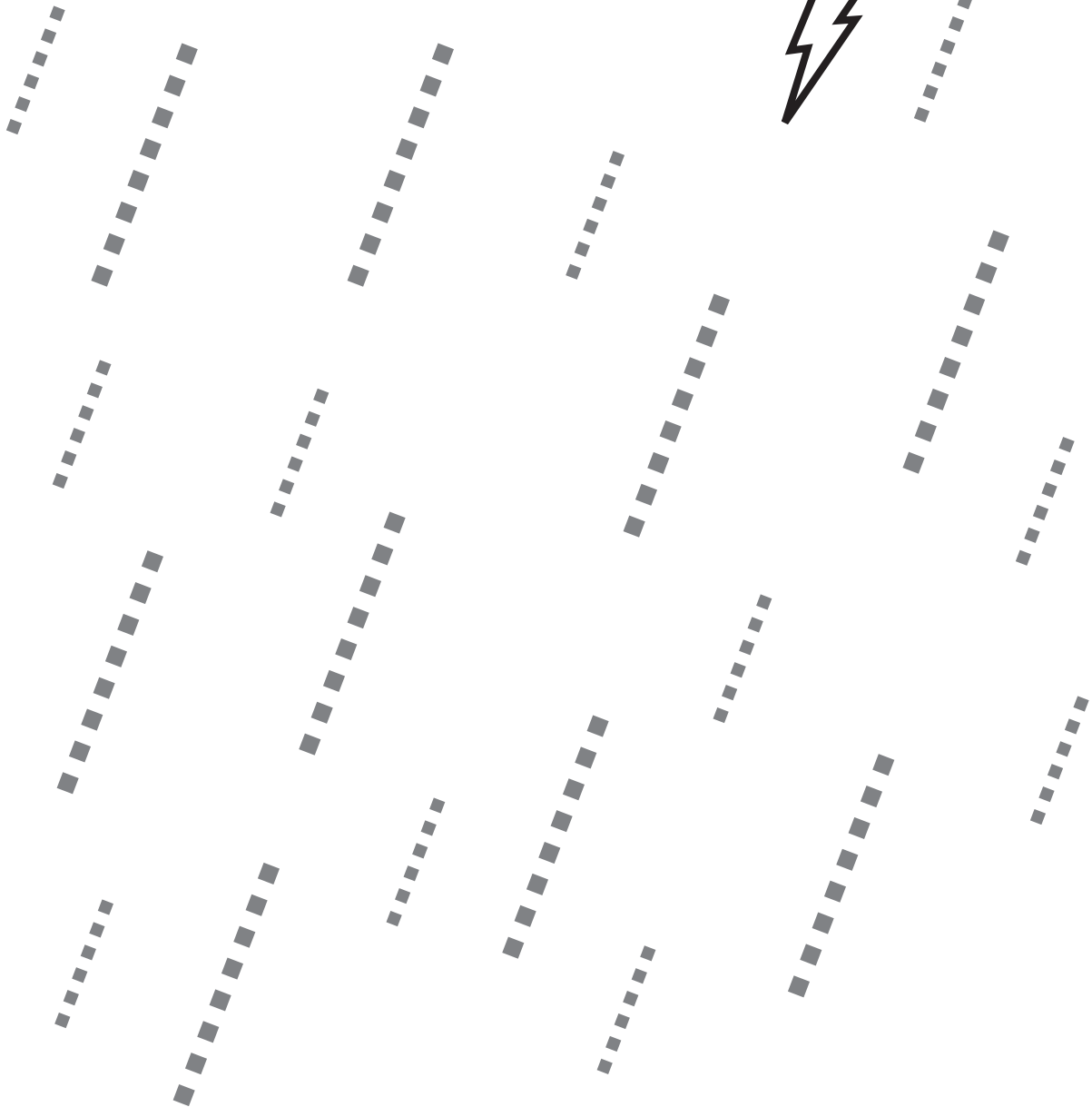


Teacher's Sign: _____





Trace and colour

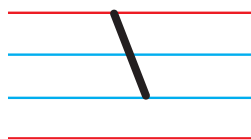
Date: _____



Trace the right slanting line. Colour the cloud.

Teacher's Sign: _____





Left slanting line



Say and write



Date: _____

C.W

Teacher's Sign: _____



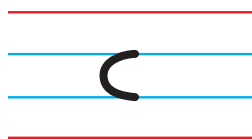

Date: _____

H.W

Slanting line - Left slanting line. Face the board, show and say.

Teacher's Sign: _____





C - Curve



Say and write



Date: _____

C.W

Teacher's Sign: _____





Date: _____

H.W

C curve - fold paper, show and say.
 Give papers to children, ask them to show and say.

Teacher's Sign: _____





Inverted C - Curve



Say and write



Date: _____

C.W

Teacher's Sign: _____



Date: _____

H.W

Inverted C curve - fold paper, show and say.
Give papers to children, ask them to show and say.


Teacher's Sign: _____





Trace and colour



Date: _____



Trace the C - curve . Colour the fish.

Teacher's Sign: _____





Double C - Curve



Say and write



Date: _____

C.W

Teacher's Sign: _____



Date: _____

H.W

Double C curve - fold paper, show and say.
Give papers to children, ask them to show and say.

Teacher's Sign: _____



Let us sing

Two Little Hands



Two little hands to clap clap clap
Two little legs to tap tap tap

Two little eyes are open wide
One little head that goes from side to side.





Look, Look, See The Clown

Look, look,
see the clown

He's jumping up,
he's falling down

He's rolling like a ball
He doesn't seem to care at all.





Inverted double C - Curve



Say and write



Date: _____

C.W

Teacher's Sign: _____



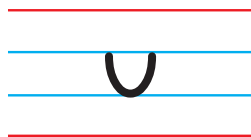

Date: _____

H.W

Inverted double C curve - fold paper, show and say.
Give papers to children, ask them to show and say.

Teacher's Sign: _____





U - Curve



Say and write



Date: _____

C.W

Teacher's Sign: _____



Date: _____

H.W

Teacher's Sign: _____



U curve - fold paper, show and say.
 Give papers to children, ask them to show and say.





Trace and colour

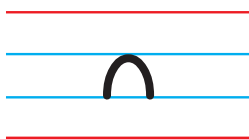

Date: _____



Trace the U - curve . Colour the owl.

Teacher's Sign: _____





Inverted U - Curve



Say and write



Date: _____

C.W

Teacher's Sign: _____



Date: _____

H.W

Inverted U curve - fold paper, show and say.
 Give papers to children, ask them to show and say.




Teacher's Sign: _____





Trace and colour


Date: _____



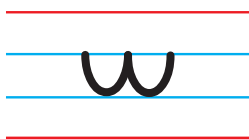
Trace the inverted U - curve . Colour the umbrella.

Teacher's Sign: _____





**Double
U - Curve**



Say and write



Date: _____

C.W

Teacher's Sign: _____





Date: _____

H.W

Double U curve - fold paper, show and say.
Give papers to children, ask them to show and say.

Teacher's Sign: _____





Inverted double U - Curve



Say and write



Date: _____

C.W

Teacher's Sign: _____



Date: _____

H.W

Inverted double U curve - fold paper, show and say.
Give papers to children, ask them to show and say.





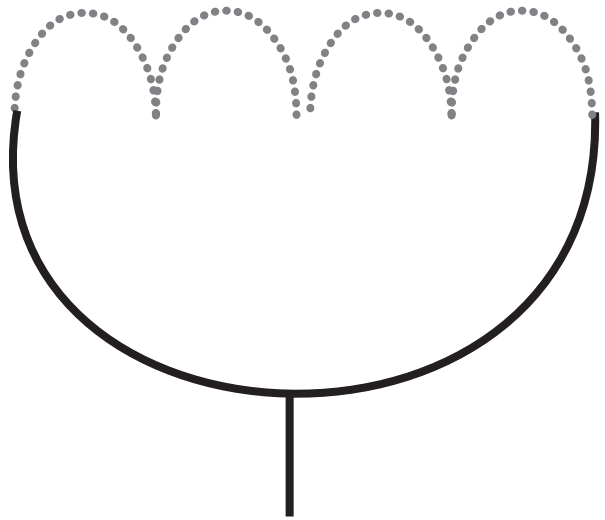
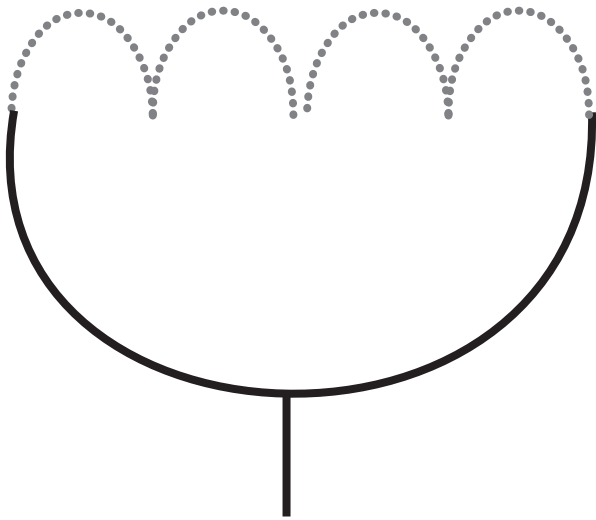
Teacher's Sign: _____





Trace and colour

Date: _____



English



Trace the inverted U - curve . Colour the tulips.

Teacher's Sign: _____

Let us sing

My Red Balloon



My red balloon,
My red balloon,

Flies high,
so high, so high
I jumped up high,
And tried to fly

But can't oh! Tell me why?
My red balloon,
My red balloon,

Flies high,
so high, so high


Donkey! Donkey!

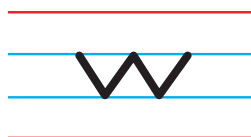
Donkey! Donkey!
What do you do?

Carry loads for all of you.
Donkey! Donkey!
What do you eat?

Oh!
Grass and leaves
And carrots so sweet.

Donkey! Donkey!
I love you.
Oh! Thank you boy,
I love you too.





Zig - zag line



Say and write



Date: _____

C.W

Teacher's Sign: _____



Date: _____

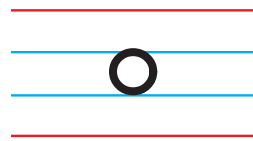
H.W

Zig - zag lines fold paper, show and say.
 Give papers to children, ask them to show and say.

Teacher's Sign: _____






Circle



Say and write


 Date: _____ C.W

○	○	○	○	○	○
○					
○					

Teacher's Sign: _____


 Date: _____ H.W

○	○	○	○	○	○
○					
○					

Circle - fold paper. Show and say.
Give papers to children, ask them to show and say.

Teacher's Sign: _____





Trace and colour

Date: _____



Trace the O - circle . Colour the caterpillar.

Teacher's Sign: _____





Date: _____

Say and write

C.W

.....

Teacher's Sign: _____



Date: _____

H.W

.....

Teacher's Sign: _____





Date: _____

Say and write

C.W

3	u	n	w	m	w	o
3	u	n	w	m	w	o

Teacher's Sign: _____



Date: _____

H.W

3	u	n	w	m	w	o
3	u	n	w	m	w	o

Teacher's Sign: _____


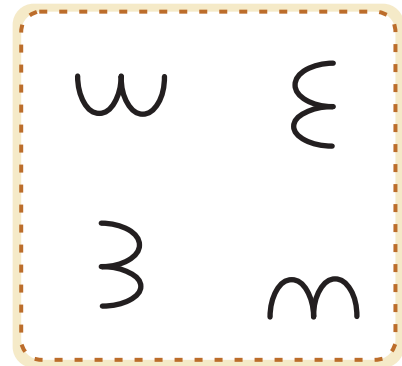



English

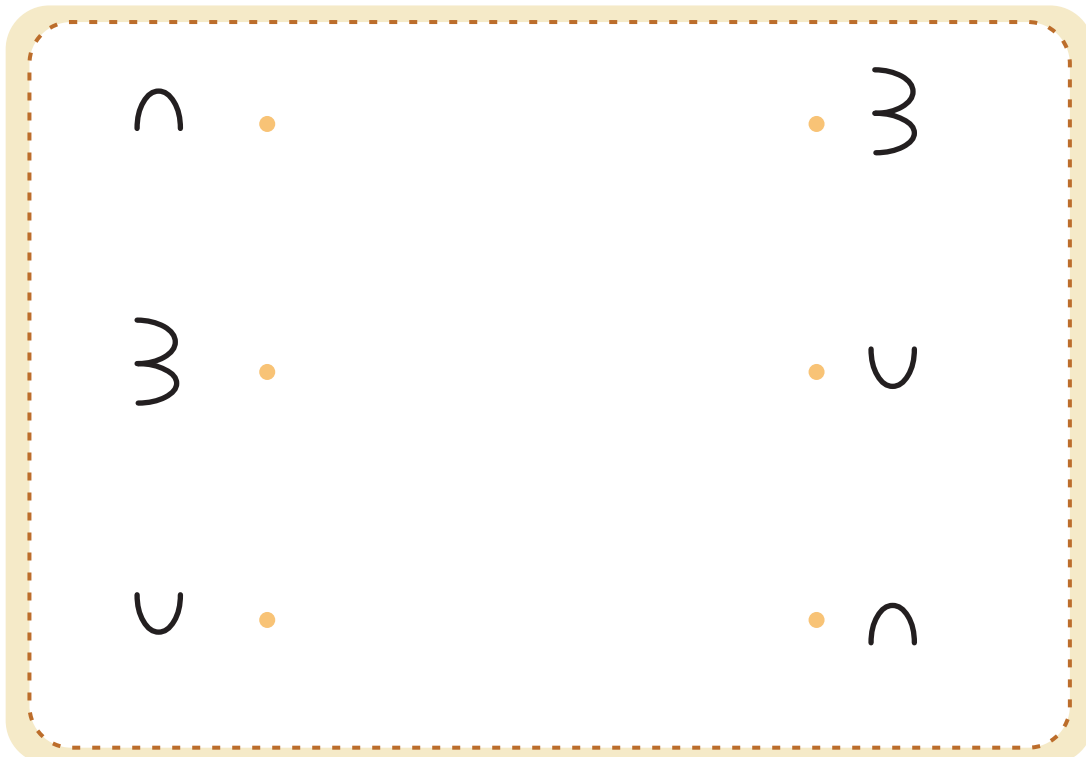


Date: _____

Circle the stroke



Match strokes



English

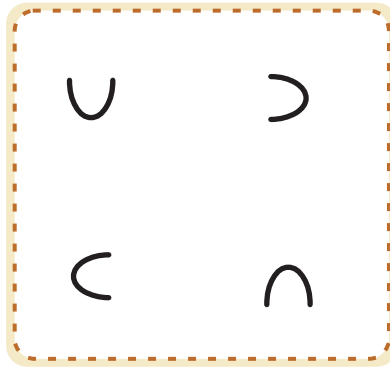
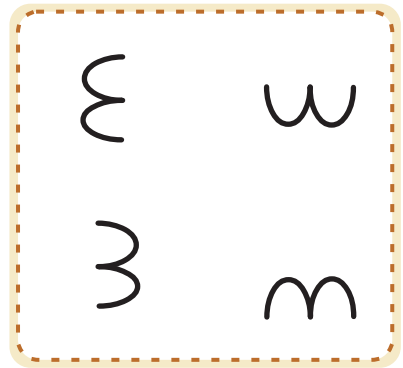



Teacher's Sign: _____




Date: _____

Circle the stroke



Match strokes



Teacher's Sign: _____


a, b, n, t



Listen and say



ant



1. What is this?

This is an ant.

2. What colour is the ant?

The ant is black.

3. Is the ant big or small?

The ant is small.



1. What is this?

This is a bat.

2. What colour is the bat?

The bat is yellow.



bat



1. Introduce only one letter at a time.
2. Show flash card and picture and say it aloud. Eg: a
3. Children should repeat after you.
4. Children in small groups should say the letter.
5. Every child should say the letter.






Date: _____

Say and write

C.W



a	a	a
a		
a		
a		

Teacher's Sign: _____



Date: _____

H.W

a	a	a	a	a	a
a					
a					

Write the letter on the board and show the children how to write the letter.
Encourage and help children to write the letter in their books.

Teacher's Sign: _____







Date: _____

Say and write

C.W

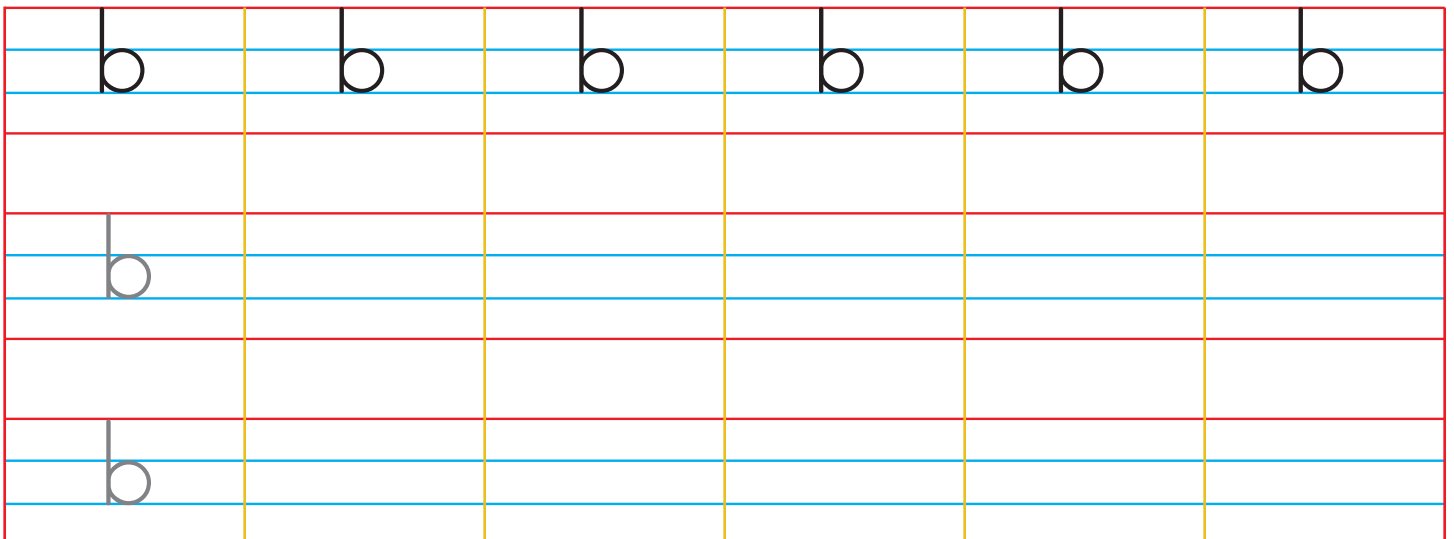


Teacher's Sign: _____



Date: _____

H.W



Write the letter on the board and show the children how to write the letter.
Encourage and help children to write the letter in their books.

Teacher's Sign: _____






Date: _____

Say and write

C.W



n	n	n
n		
n		
n		

Teacher's Sign: _____



Date: _____

H.W

n	n	n	n	n	n
n					
n					

Write the letter on the board and show the children how to write the letter.
Encourage and help children to write the letter in their books.

Teacher's Sign: _____

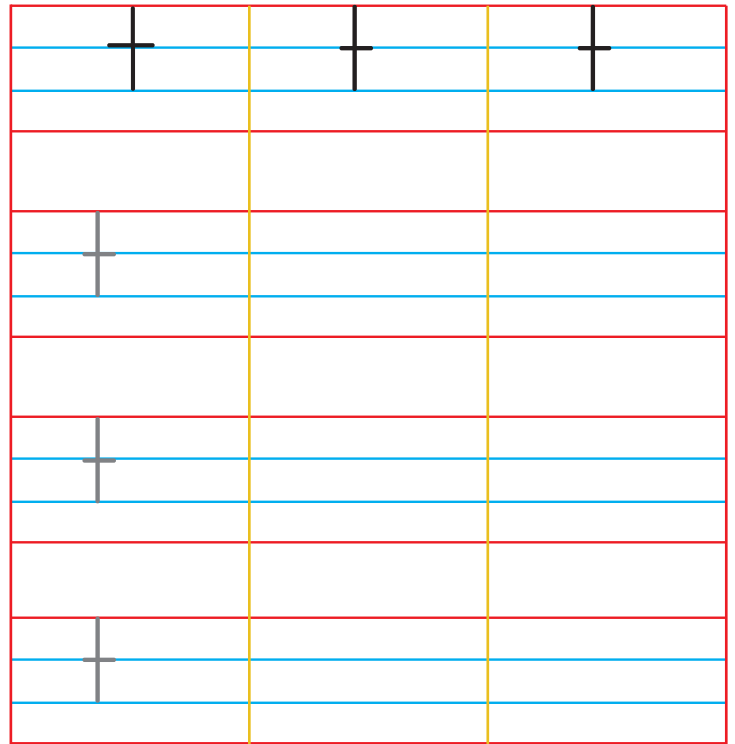





Date: _____

Say and write

C.W

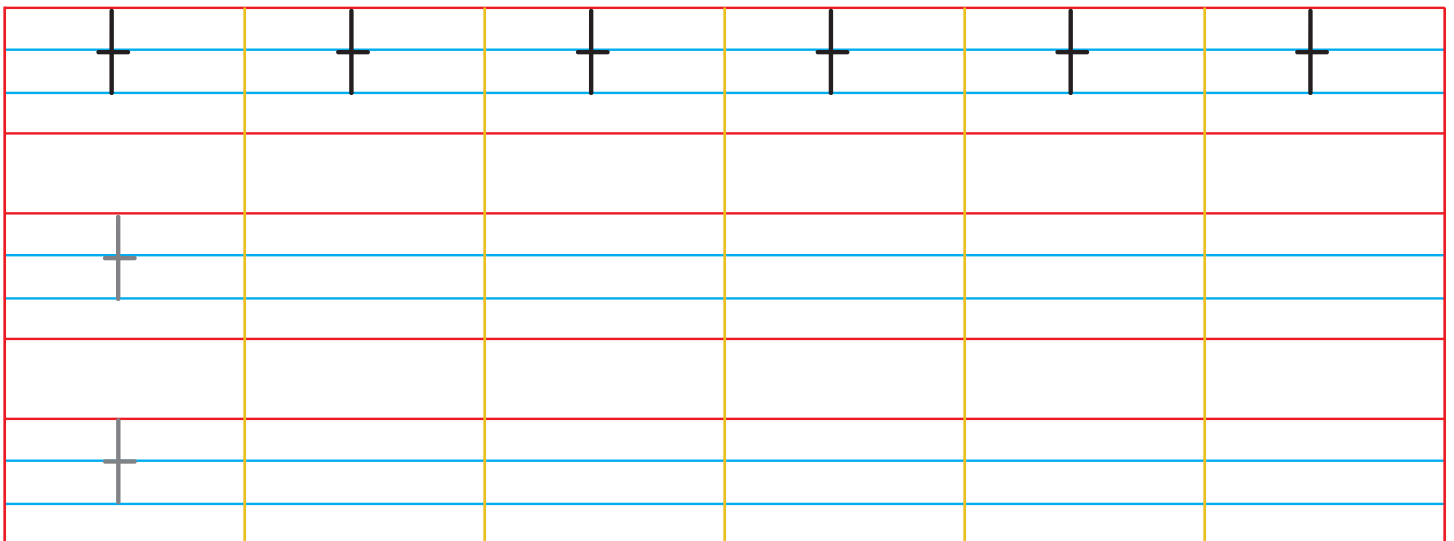


Teacher's Sign: _____



Date: _____

H.W



Write the letter on the board and show the children how to write the letter.
Encourage and help children to write the letter in their books.



Teacher's Sign: _____







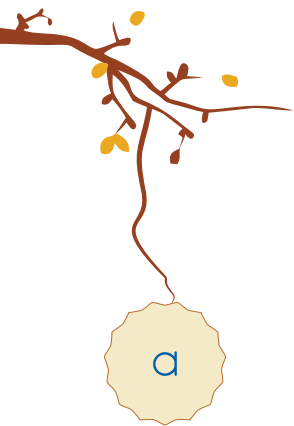
Date: _____

Trace and colour



Trace and colour the **banana**.

Teacher's Sign: _____



ant

Say and write



Date: _____

C.W

ant	ant	ant	ant
ant	ant	ant	ant

Teacher's Sign: _____




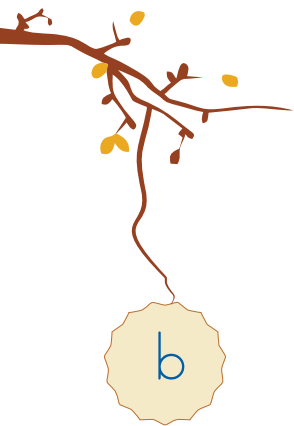
Date: _____

H.W

ant	ant	ant	ant

Teacher's Sign: _____





bat

Say and write

 Date: _____ C.W

bat	bat	bat	bat
bat	bat	bat	bat



Teacher's Sign: _____

 Date: _____ H.W

bat	bat	bat	bat


Teacher's Sign: _____





 *Listen and say* 

cat




1. What is this?
This is a cat.
2. What colour is the cat?
The cat is brown.
3. Does the cat have a tail?
Yes, the cat has a tail.



1. What is this?
This is a can.
2. What do we put in the can?
We put milk in the can.



can


1. Introduce only one letter at a time.
2. Show flash card and picture and say it aloud. Eg: C
3. Children should repeat after you.
4. Children in small groups should say the letter.
5. Every child should say the letter.



Date: _____

Say and write

C.W



C	C	C
C		
C		
C		

Teacher's Sign: _____



Date: _____


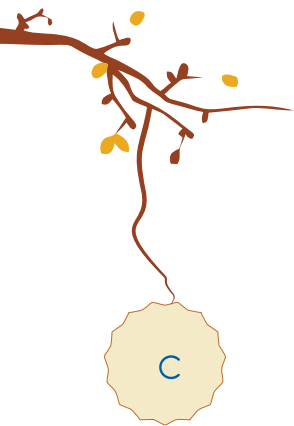
H.W

C	C	C	C	C	C
C					
C					

Write the letter on the board and show the children how to write the letter.
Encourage and help children to write the letter in their books.

Teacher's Sign: _____





cat

Say and write



Date: _____

C.W

cat	cat	cat	cat
cat	cat	cat	cat

Teacher's Sign: _____




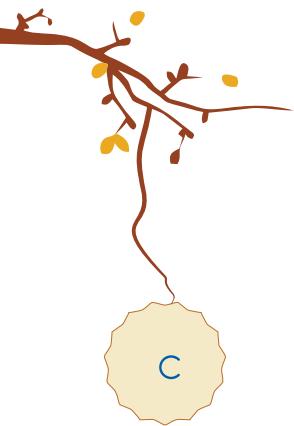
Date: _____

H.W

cat	cat	cat	cat

Teacher's Sign: _____





can

Say and write

 Date: _____ C.W

can	can	can	can
can	can	can	can

Teacher's Sign: _____

 Date: _____ H.W

can	can	can	can

Teacher's Sign: _____



Date: _____

Circle the letter

a

n

t n
b a

b

n t
b c

n b
c a

Match the letters

n	•	•	t
t	•	•	c
c	•	•	n



English



Teacher's Sign: _____



Date: _____

Say and write

C.W

ant	bat	cat	can
ant	bat	cat	can

Teacher's Sign: _____



Date: _____

H.W

ant	bat	cat	can
ant	bat	cat	can

Teacher's Sign: _____



English



Date: _____

Say and write

C.W

ant	bat	cat	can
ant	bat	cat	can

Teacher's Sign: _____



Date: _____

H.W

ant	bat	cat	can
ant	bat	cat	can

Teacher's Sign: _____





Date: _____

Match picture to picture

The large dashed box contains eight illustrations arranged in two columns. The left column contains: an ant, a cricket, a cat, and a milk can labeled 'MILK'. The right column contains: a cat, an ant, a milk can labeled 'MILK', and a cricket. Each illustration has a small orange dot next to it.

Dictation

1. _____	3. _____
2. _____	4. _____

Teacher's Sign: _____





Date: _____

Circle the correct word



ant

bat

can



cat

can

bat



can

cat

ant



ant

bat

can

Copy the words

ant	bat	cat	can
ant	bat	cat	can



English



Teacher's Sign: _____



Date: _____

Circle the same word

cat

cat

ant

bat

can

bat

cat

can

Match word to picture

bat



ant



can



Teacher's Sign: _____





Date: _____


Match word to word


ant •	bat •
bat •	can •
cat •	ant •
can •	cat •

Fill in the missing letters

a__t	c__t	c__n	b__t
------	------	------	------

Name the picture





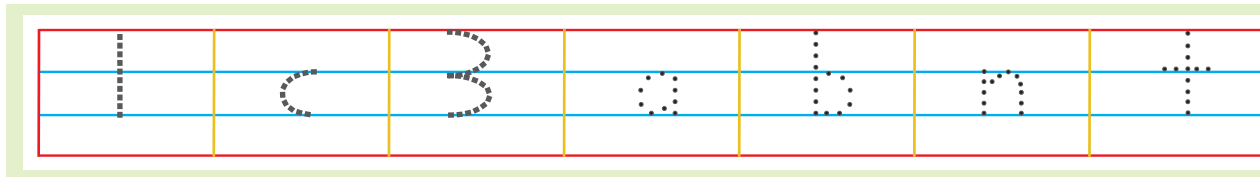
Teacher's Sign: _____







Let Us Revise



Trace



Circle the letter




Match the letters





Date: _____

Match picture to picture



Match word to picture



English



Teacher's Sign: _____



Date: _____

Match word to word

ant •

• cat

bat •

• ant

cat •

• bat

Name the picture





Fill in the missing letters

a__t

b__t

c__n

Teacher's Sign: _____





Date: _____

Circle the same word

ant

cat

ant

bat

bat

bat

cat

can



Oral Test Paper

1. Write different letters on the board and ask children to read them.

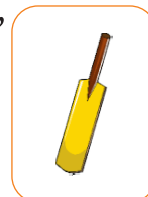
One child at a time. Ex:

2. Show flash card with a word and ask: What is this?

3. Show flash card with a picture and ask: for example a 'bat'

a) What is this?

b) What colour is it?



English





Teacher's Sign: _____



Date: _____

Trace and colour






Colour



Trace and colour the **apple**.

Teacher's Sign: _____

Big - Small






Date: _____

Tick (✓) which is big

C.W


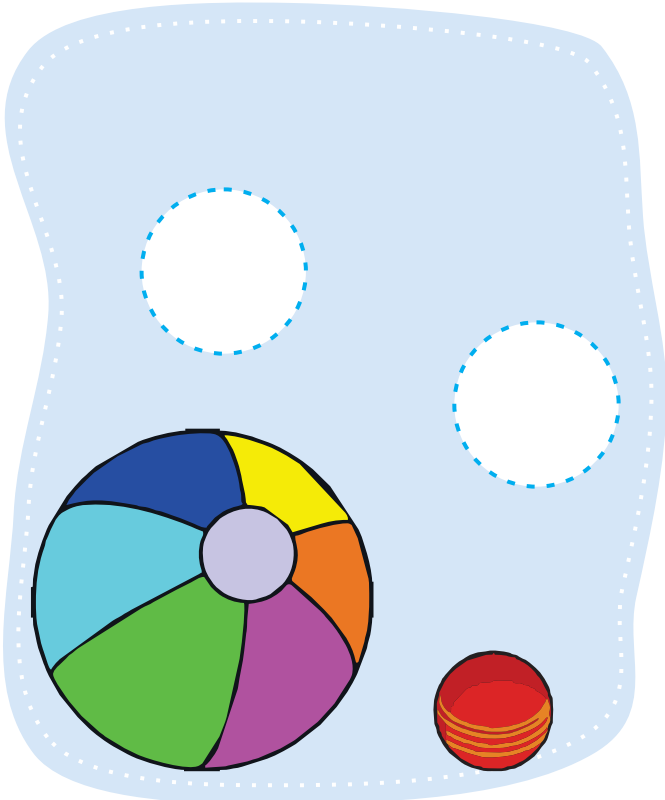


Teacher's Sign: _____



Date: _____

H.W



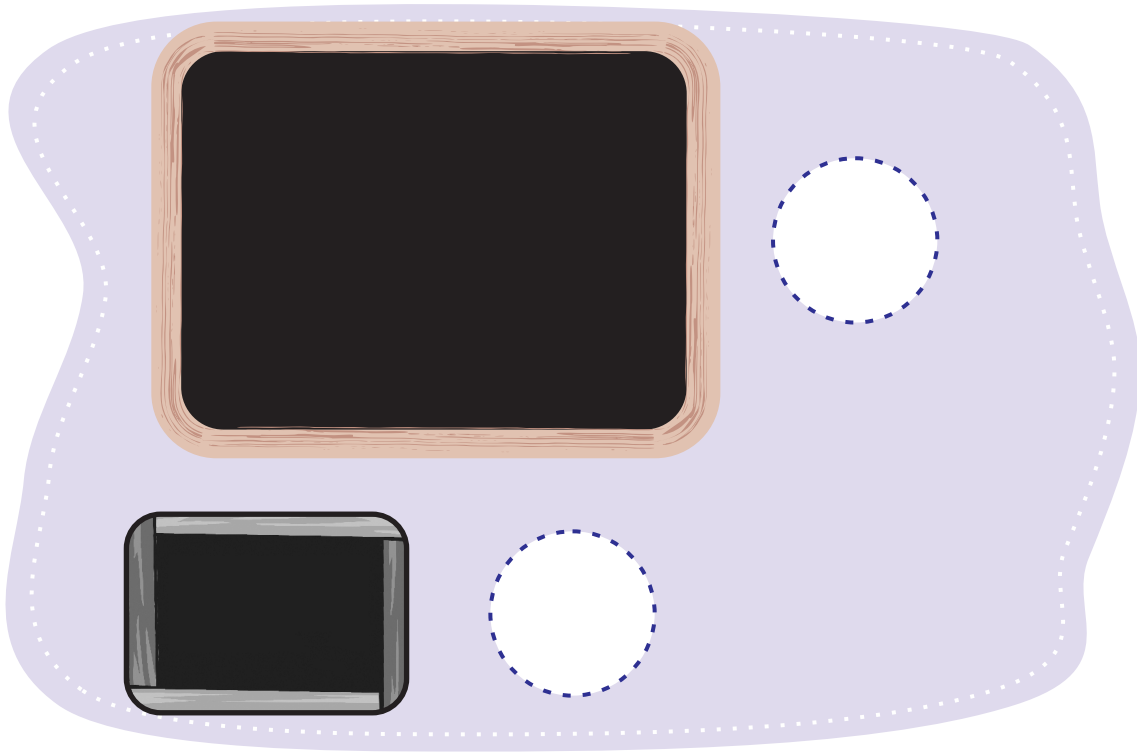
Teacher's Sign: _____



Date: _____

Tick (✓) which is small

C.W





Teacher's Sign: _____



Date: _____


H.W



Teacher's Sign: _____



Tall - Short






Date: _____

Tick (✓) which is tall

C.W





Teacher's Sign: _____



Date: _____

H.W



Teacher's Sign: _____






Date: _____

Tick (✓) which is short

C.W





Teacher's Sign: _____



Date: _____

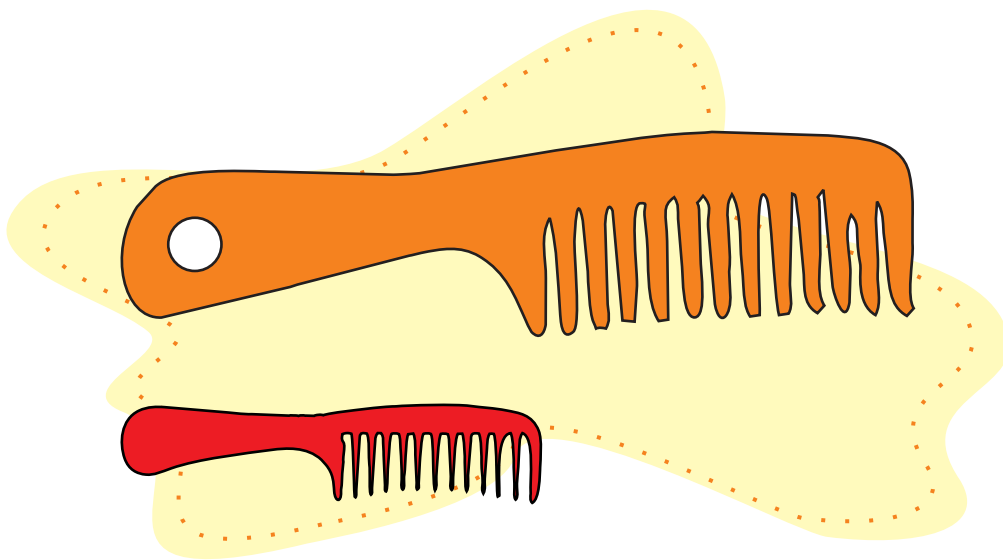


H.W



Teacher's Sign: _____



Long - Short

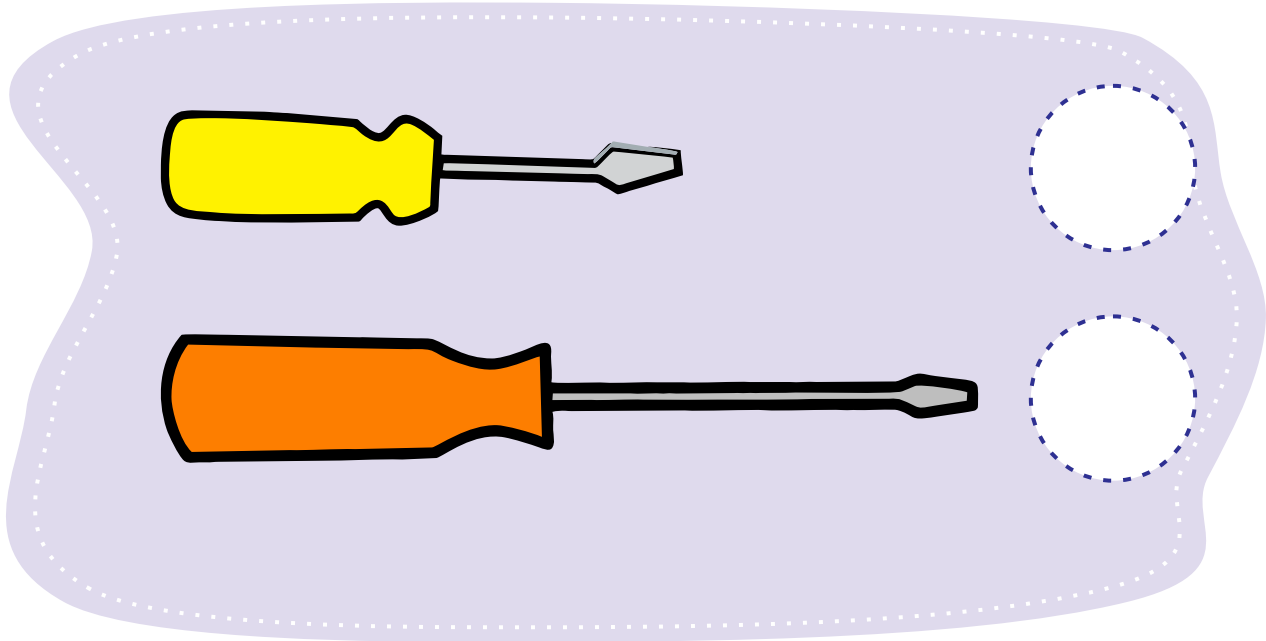




Date: _____

Tick (✓) which is long

C.W





Teacher's Sign: _____



Date: _____

H.W



Teacher's Sign: _____

Heavy - Light






Date: _____

Tick (✓) which is heavy

C.W





Teacher's Sign: _____



Date: _____

H.W




Teacher's Sign: _____



Date: _____

Tick (✓) which is light

C.W





Teacher's Sign: _____



Date: _____

H.W




Teacher's Sign: _____






Tick (✓) which is small


Date: _____



Tick (✓) which is heavy



Tick (✓) who is short



Teacher's Sign: _____

Baa, Baa, Black Sheep



Baa, baa, black sheep,
Have you any wool?

Yes, sir, yes, sir,
Three bags full:

One for my master,
And one for my dame,


And one for the little boy,
Who lives down the lane.


One, One, One

One one one
One little baby
Eating a bun



Two two two
Two little children
Go to the zoo

Three three three
Three green parrots
Flying free.






1 one



Trace and colour

Date: _____



Date: _____



⋮	⋮	⋮	⋮	⋮
⋮	⋮	⋮	⋮	⋮
⋮	⋮	⋮	⋮	⋮

Trace number **1** and colour the **chick**.


Teacher's Sign: _____



Date: _____

Count and write

C.W




1 one

Teacher's Sign: _____



Date: _____

H.W



1 one

Teacher's Sign: _____






Date: _____

Count and write

C.W




1 one

Teacher's Sign: _____



Date: _____

H.W





1 one

Teacher's Sign: _____



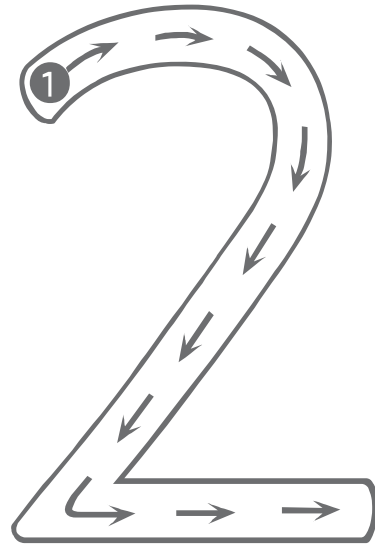




2 two




Trace and colour

Date: _____



Date: _____



Trace number **2** and colour the **beetroots**.

Teacher's Sign: _____






Date: _____

Count and write

C.W



2 two


2	2	2

Teacher's Sign: _____



Date: _____

H.W



2 two

2	2	2

Teacher's Sign: _____






Date: _____

Count and write

C.W



2 two


2	2	2

Teacher's Sign: _____



Date: _____

H.W




2 two

2	2	2

Teacher's Sign: _____




3 three



Trace and colour

Date: _____



Date: _____



3	3	3	3	3
3	3	3	3	3
3	3	3	3	3

Trace number **3** and colour the **umbrellas**.

Teacher's Sign: _____





Date: _____

Count and write

C.W



3 three

3	3	3

Teacher's Sign: _____



Date: _____

H.W



3 three

3	3	3

Teacher's Sign: _____





Date: _____

Count and write

C.W



3 three

3	3	3

Teacher's Sign: _____



Date: _____

H.W



3 three







3	3	3

Teacher's Sign: _____



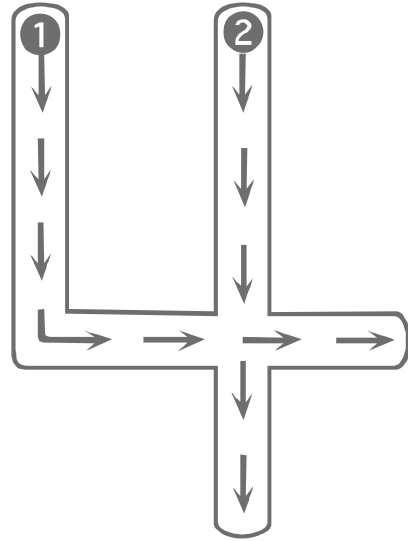

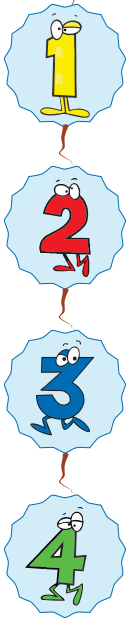


4 four



Trace and colour

Date: _____



Date: _____



4	4	4	4	4
4	4	4	4	4
4	4	4	4	4

Trace number **4** and colour the **flowers**.

Teacher's Sign: _____






Date: _____

Count and write

C.W



4 four


4	4	4

Teacher's Sign: _____



Date: _____

H.W



4 four

4	4	4

Teacher's Sign: _____






Date: _____

Count and write

C.W



4 four


4	4	4

Teacher's Sign: _____



Date: _____

H.W



4 four





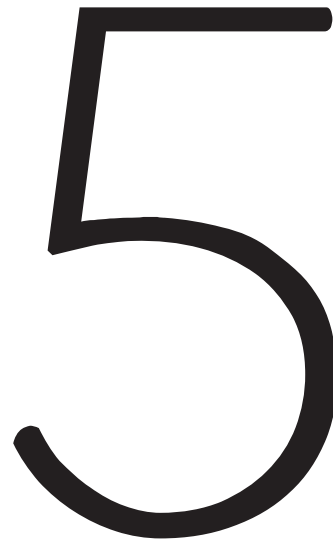

4	4	4

Teacher's Sign: _____





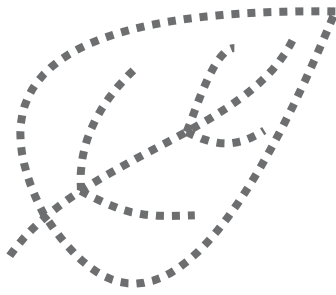



5 five



Trace and colour

Date: _____



Date: _____



5	5	5	5	5
5	5	5	5	5
5	5	5	5	5

Trace number **5** and colour the **leaves**.

Teacher's Sign: _____






Date: _____

Count and write

C.W



5 five


5	5	5

Teacher's Sign: _____



Date: _____

H.W



5 five

5	5	5

Teacher's Sign: _____






Date: _____

Count and write

C.W



5 five


5	5	5

Teacher's Sign: _____



Date: _____

H.W



5 five

5	5	5

Teacher's Sign: _____



Count and say




1



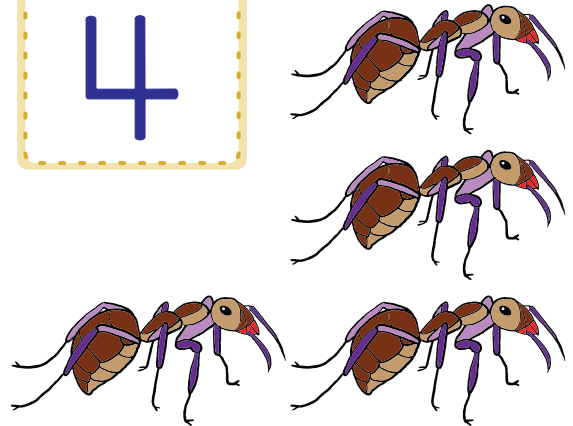
2




3



4



5





Date: _____

Say and write

C.W

1

2

3

4

5

Teacher's Sign: _____



Date: _____

H.W

1

2

3

4

5


Teacher's Sign: _____





Date: _____

Trace and colour



Trace and colour the **tree**.

Teacher's Sign: _____



Date: _____

Say and write

C.W

1

2

3

4

5

Teacher's Sign: _____



Date: _____

H.W

1

2

3

4

5

Teacher's Sign: _____





Date: _____

Match the numbers

1	•	3
2	•	1
3	•	4
4	•	5
5	•	2

Circle the correct number



3	1
4	2



2	3
5	1

1	2
4	3



Teacher's Sign: _____



Date: _____

Count and match


4 •



3 •




5 •

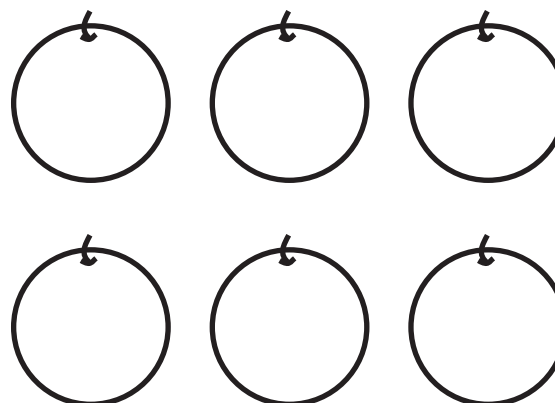


Count and colour

Colour 2 



Colour 5 









Teacher's Sign: _____





Date: _____

Count and write



Write the missing number




Teacher's Sign: _____

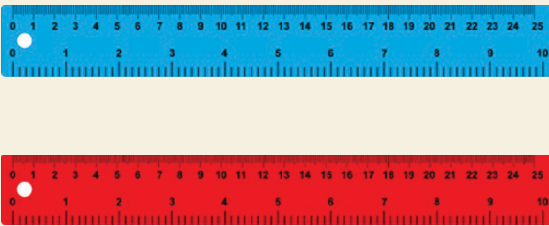


Date: _____


Count and circle the correct number




5 3 4



1 2 3



4 2 1



5 4 3



2 4 3





1 4 5

Teacher's Sign: _____



Date: _____

Trace and colour



Colour



Trace and colour the **sun**.

Teacher's Sign: _____

Let Us Revise





Tick (✓) who is tall



Trace the numbers



Circle the correct number





Date: _____

Match the numbers

5 •

• 2

3 •

• 5

1 •

• 4

2 •

• 3

4 •

• 1

Count and match

5 •



1 •




2 •





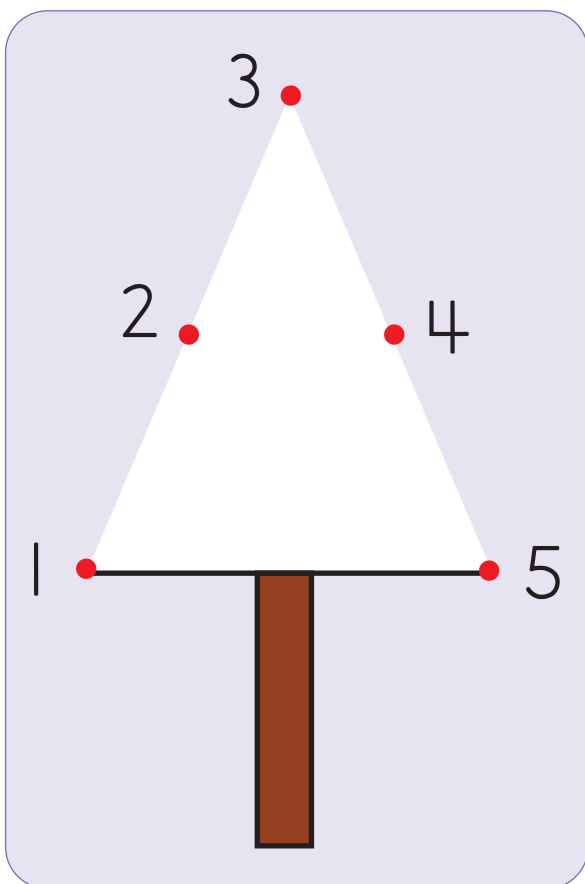
Date: _____

Count and circle the correct number



3 4 5

Join the dots and colour



Mathematics



Teacher's Sign: _____

Oral Test Paper



1. Show two objects.

Ask: Which is tall?

Which is big?

Which is short?

Which is small?

Which is heavy?

Which is light?

2. Give some objects. (1 to 5 chalks, pencils)

Ask: Count

3. Show number (Flash cards 1 to 5)

Ask: Say the number

4. Sing a number rhyme with action.

5. Say numbers 1 to 5

